















OFF-ROAD / CONSTRUCTION













Automotive Solutions













 <p>CASE - I.H. Part No. CO-2045CA O.E. No. 6664 SD5H14HD w/ 2gr 132mm dia clutch w/ vert oring (FL) Model: Sanden 6664 Clutch No. CA-200</p>	 <p>CASE - I.H. Part No. CO-2046CA O.E. No. 6665 SD5H14HD w/ 2gr 132mm dia clutch w/ vert oring (FL) (24V) Model: Sanden 6665 Clutch No. N/A</p>
 <p>CASE - I.H. Part No. CO-2057CA O.E. No. 9103 SD510 w/ 2gr 132mm dia clutch w/ vert flare (B) Model: Sanden 9103 Clutch No. CA-200</p>	 <p>CASE - I.H. Part No. CO-2062CA O.E. No. 9285 SD508 w/ 2gr 132mm dia clutch w/ vert oring (FG) Model: Sanden 9285 Clutch No. CA-200</p>
 <p>CATERPILLAR Part No. CO-5003CA O.E. No. 1131243 S6 w/ 1gr 5" dia clutch w/ Superheat Switch (12V) Model: GM A6 Replacement</p>	 <p>CATERPILLAR Part No. CO-5018CA O.E. No. 7N-4396 S6 w/ 1gr 6.67" dia clutch w/ High Pressure Switch (24V) Model: GM A6 Replacement</p>
 <p>CATERPILLAR Part No. CO-2018CA O.E. No. 232-9274 SD7H15 w/ 6gr 119mm dia clutch w/ horiz tube-o (MD) Model: Sanden 4641 Clutch No. CA-235</p>	 <p>CATERPILLAR Part No. CO-2019CA O.E. No. 232-9273 SD7H15HD w/ 2gr 132mm dia clutch w/ vert tube-o (CB) Model: Sanden 4643 Clutch No. CA-207</p>
 <p>CATERPILLAR Part No. CO-2030CA O.E. No. 232-9282 SD7H15HD w/ 8gr 119mm dia clutch w/ vert oring (JD) (24V) Model: Sanden 4762 Clutch No. CA-240-24V</p>	 <p>CATERPILLAR Part No. CO-2045CA O.E. No. 6664 SD5H14HD w/ 2gr 132mm dia clutch w/ vert oring (FL) Model: Sanden 6664 Clutch No. CA-200</p>
 <p>CATERPILLAR Part No. CO-2046CA O.E. No. 6665 SD5H14HD w/ 2gr 132mm dia clutch w/ vert oring (FL) (24V) Model: Sanden 6665 Clutch No. N/A</p>	 <p>CATERPILLAR Part No. CO-2057CA O.E. No. 9103 SD510 w/ 2gr 132mm dia clutch w/ vert flare (B) Model: Sanden 9103 Clutch No. CA-200</p>

 <p>CATERPILLAR Part No. CO-2062CA O.E. No. 9285 SD508 w/ 2gr 132mm dia clutch w/ vert oring (FG) Model: Sanden 9285 Clutch No. CA-200</p>	 <p>CATERPILLAR Part No. CO-2069CA O.E. No. 3E-1906 SD7H15SHD w/ 1gr 138mm dia clutch w/ vert oring (GK) (24V) Model: Sanden 4604 Clutch No. CA-217-24V</p>
 <p>CATERPILLAR Part No. CO-2070CA O.E. No. 183-5106 SD7H15SHD w/ 8gr 152mm dia clutch w/ horiz pad (GK) (24V) Model: Sanden 4302 Clutch No. CA-247-24V</p>	 <p>CATERPILLAR Part No. CO-2071CA O.E. No. 163-0872 SD7H15 w/ 8gr 133mm dia clutch w/ horiz pad (GK) (24V) Model: Sanden 4301 Clutch No. CA-249-24V</p>
 <p>CATERPILLAR Part No. CO-2072CA O.E. No. 218-0324, 141-9676 SD7H15SHD w/ 8gr 133mm dia clutch w/ horiz pad (GK) (24V) Model: Sanden 4487 Clutch No. CA-249-24V</p>	 <p>CATERPILLAR Part No. CO-2076CA O.E. No. 178-9570 SD7H15 w/ 8gr 132mm dia clutch w/ horiz oring (KCA) Model: Sanden 4813 Clutch No. CA-250</p>
 <p>DEUTZ - ALLIS Part No. CO-5003CA O.E. No. 70272976-5, 70272981, 70264637, 70272975-6, 79008037-8 S6 w/ 1gr 5" dia clutch w/ Superheat Switch (12V) Model: GM A6 Replacement</p>	 <p>DEUTZ - ALLIS Part No. CO-5007CA O.E. No. 70261801-5 S6 w/ 1gr 5.75" dia clutch w/ Superheat Switch (12V) Model: GM A6 Replacement</p>
 <p>DEUTZ - ALLIS Part No. CO-5010CA O.E. No. 79008036-0 S6 w/ 1gr 6.67" dia clutch w/ Superheat Switch (24V) Model: GM A6 Replacement</p>	 <p>DEUTZ - ALLIS Part No. CO-2045CA O.E. No. 72239750 SD5H14HD w/ 2gr 132mm dia clutch w/ vert oring (FL) Model: Sanden 6664 Clutch No. CA-200</p>
 <p>DEUTZ - ALLIS Part No. CO-2046CA O.E. No. 6665 SD5H14HD w/ 2gr 132mm dia clutch w/ vert oring (FL) (24V) Model: Sanden 6665 Clutch No. N/A</p>	 <p>DEUTZ - ALLIS Part No. CO-2057CA O.E. No. 9103 SD510 w/ 2gr 132mm dia clutch w/ vert flare (B) Model: Sanden 9103 Clutch No. CA-200</p>

OFF-ROAD / CONSTRUCTION












Automotive Solutions


	<p>DEUTZ - ALLIS Part No. CO-2062CA O.E. No. 9285 SD508 w/ 2gr 132mm dia clutch w/ vert o-ring (FG) Model: Sanden 9285 Clutch No. CA-200</p>		<p>FORD/NEW HOLLAND Part No. CO-2007CA O.E. No. 82016157 SD7H15 w/ 6gr 119mm dia clutch w/ vert o-ring (JE) Model: Sanden 4328 Clutch No. CA-203</p>
	<p>FORD/NEW HOLLAND Part No. CO-2013CA O.E. No. 1999755C3 SD7H15SHD w/ 2gr 155mm dia clutch w/ horiz tube-o (MD) Model: Sanden 4478 Clutch No. CA-209</p>		<p>FORD/NEW HOLLAND Part No. CO-2042CA O.E. No. F0NN19D629AB SD510 w/ 6gr 125mm dia clutch w/ vert pad (UK) Model: Sanden 5790 Clutch No. CA-214</p>
	<p>FORD/NEW HOLLAND Part No. CO-2044CA O.E. No. E8NN19D629AA SD508 w/ 2gr 132mm dia clutch w/ horiz oring (K) Model: Sanden 4536, 6630 Clutch No. CA-200</p>		<p>FORD/NEW HOLLAND Part No. CO-2051CA O.E. No. 82008689 SD7H15 w/ 8gr 119mm dia clutch w/ vert oring (SNA) Model: Sanden 8100 Clutch No. CA-213</p>
	<p>FORD/NEW HOLLAND Part No. CO-2052CA O.E. No. N/A SD7H15 w/ 8gr 119mm dia clutch w/ vert o-ring (JD) (24V) Model: Sanden 8103 Clutch No. CA-204</p>		<p>FORD/NEW HOLLAND Part No. CO-2053CA O.E. No. 87802912 SD7H15HD w/ 4gr 111mm dia clutch w/ horiz pad (WV) Model: Sanden 8148 Clutch No. CA-216</p>
	<p>FORD/NEW HOLLAND Part No. CO-2054CA O.E. No. 8387 SD508 w/ 2gr 152mm dia clutch w/ vert flare (B) Model: Sanden 8387 Clutch No. CA-201</p>		<p>FORD/NEW HOLLAND Part No. CO-2059CA O.E. No. 9704118 SD510 w/ 2gr 132mm dia clutch w/ horiz tube-o (M) Model: Sanden 9125 Clutch No. CA-200</p>
	<p>FORD/NEW HOLLAND Part No. CO-2062CA O.E. No. 9285 SD508 w/ 2gr 132mm dia clutch w/ vert oring (FG) Model: Sanden 9285, 9566 Clutch No. CA-200</p>		<p>FORD/NEW HOLLAND Part No. CO-2132CA O.E. No. N/A SD7H15 w/ 2gr 132mm dia clutch w/ vert oring (JD) Model: Sanden 4626 Clutch No. CA-228</p>



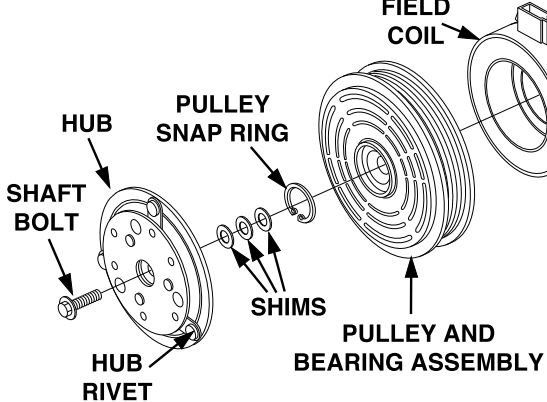
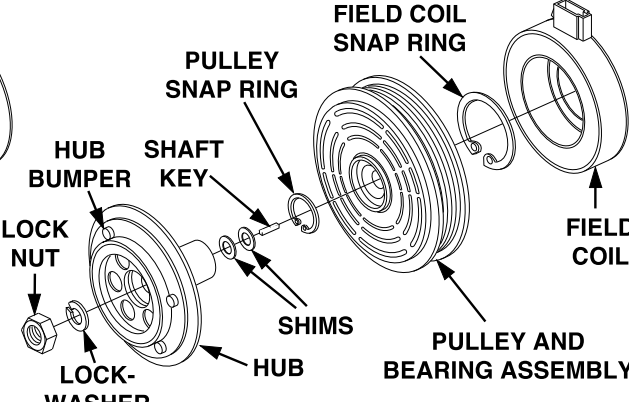
 <p>JOHN DEERE Part No. CO-5003CA O.E. No. 1131243 S6 w/ 1gr 5" dia clutch w/ Superheat Switch (12V) Model: GM A6 Replacement</p>	 <p>JOHN DEERE Part No. CO-5007CA O.E. No. AR92109, SE501456, SE501457, TY6665, TY6770, TY6666 S6 w/ 1gr 5.75" dia clutch w/ Superheat Switch (12V) Model: GM A6 Replacement</p>
 <p>JOHN DEERE Part No. CO-1005CA O.E. No. RE12513, TY6626, TY6766 6E171 John Deere w/ 1gr 146mm dia clutch (12V) Model: Nippondenso Clutch No. CA-157</p>	 <p>JOHN DEERE Part No. CO-1005CA-24V O.E. No. N/A 6E171 John Deere w/ 1gr 146mm dia clutch (24V) Model: Nippondenso Clutch No. CA-157-24V</p>
 <p>JOHN DEERE Part No. CO-1006CA O.E. No. N/A 6E171 John Deere w/ 1gr 158mm dia clutch (12V) Model: Nippondenso Clutch No. CA-158</p>	 <p>JOHN DEERE Part No. CO-1021CA O.E. No. AZ44541 10PA15C w/ 2gr 136mm dia clutch Model: Nippondenso Clutch No. CA-140</p>
 <p>JOHN DEERE Part No. CO-1022CA O.E. No. N/A 10PA17C w/ 8gr 125mm dia clutch (MD 30mm) Model: Nippondenso Clutch No. CA-141</p>	 <p>JOHN DEERE Part No. CO-1023CA O.E. No. AT211063 10PA17C w/ 8gr 125mm dia clutch (MD 30mm) (24V) Model: Nippondenso Clutch No. CA-141-24V</p>
 <p>JOHN DEERE Part No. CO-1024CA O.E. No. RE55422, RE52454, TY6784 10PA17C w/ 1gr 148mm dia clutch (MD 146mm) Model: Nippondenso Clutch No. CA-142</p>	 <p>JOHN DEERE Part No. CO-1025CA O.E. No. N/A 10PA17C w/ 1gr 146mm dia clutch (MD 18.26mm) (24V) Model: Nippondenso Clutch No. CA-142-24V</p>
 <p>JOHN DEERE Part No. CO-1026CA O.E. No. AH169875, RE46609, RE69716, TY6764 10PA17C w/ 8gr 145mm dia clutch (MD 29mm) Model: Nippondenso Clutch No. CA-143DS</p>	 <p>JOHN DEERE Part No. CO-1027CA O.E. No. AT168543 10PA17C w/ 8gr 145mm dia clutch (MD 29mm) (24V) Model: Nippondenso Clutch No. CA-143-24V</p>

OFF-ROAD / CONSTRUCTION

Automotive Solutions

	<p>JOHN DEERE Part No. CO-1028CA O.E. No. AT215510, 4333459 10PA17C w/ 1gr 152mm dia clutch (MD 27mm) Model: Nippondenso Clutch No. CA-144</p>		<p>JOHN DEERE Part No. CO-1029CA O.E. No. N/A 10PA17C w/ 1gr 152mm dia clutch (MD 27mm) (24V) Model: Nippondenso Clutch No. CA-144-24V</p>
	<p>JOHN DEERE Part No. CO-1030CA O.E. No. RE46657, TY6626 10PA17C w/ 1gr 146mm dia clutch (MD 14mm) Model: Nippondenso Clutch No. CA-145</p>		<p>JOHN DEERE Part No. CO-1031CA O.E. No. AT163728, TY6783 10PA17C w/ 1gr 146mm dia clutch (MD 14mm) (24V) Model: Nippondenso Clutch No. CA-145-24V</p>
	<p>JOHN DEERE Part No. CO-1032CA O.E. No. RE64024 10PA17C w/ 1gr 146mm dia clutch (MD 32.5mm) Model: Nippondenso Clutch No. CA-146</p>		<p>JOHN DEERE Part No. CO-1033CA O.E. No. N/A 10PA17C w/ 1gr 146mm dia clutch (MD 32.5mm) (24V) Model: Nippondenso Clutch No. CA-146-24V</p>
	<p>JOHN DEERE Part No. CO-1034CA O.E. No. AL78779, AL154203, AL155836 10PA15C w/ 8gr 125mm dia clutch (MD 18.26mm) Model: Nippondenso Clutch No. CA-147</p>		<p>JOHN DEERE Part No. CO-1035CA O.E. No. N/A 10PA15C w/ 8gr 125mm dia clutch (MD 18.26mm) (24V) Model: Nippondenso Clutch No. CA-147-24V</p>
<p>PHOTO NOT YET AVAILABLE</p>	<p>KOBELCO Part No. CO-2046CA O.E. No. 6665 SD5H14HD w/ 2gr 132mm dia clutch w/ vert oring (FL) (24V) Model: Sanden 6665 Clutch No. N/A</p>		<p>KOBELCO Part No. CO-5013CA O.E. No. PB9288 S6 w/ 2gr 5.12" dia clutch w/ Superheat Switch (24V) Model: GM A6 Replacement</p>
	<p>KOMATSU Part No. CO-5010CA O.E. No. PB8711 S6 w/ 1gr 6.67" dia clutch w/ Superheat Switch (24V) Model: GM A6 Replacement</p>		<p>KOMATSU Part No. CO-5018CA O.E. No. PB9069 S6 w/ 1gr 6.67" dia clutch w/ High Pressure Switch (24V) Model: GM A6 Replacement</p>

 <p>KOMATSU Part No. CO-5013CA O.E. No. PB9288 S6 w/ 1gr 5" dia clutch w/ high pressure Switch (24V) Model: GM A6 Replacement</p>	 <p>KOMATSU Part No. CO-5014CA O.E. No. PC0454, PC0454-1 S6 w/ 1gr 5.75" dia clutch w/ Superheat Switch (12V) Model: GM A6 Replacement</p>
 <p>KOMATSU Part No. CO-1038CA O.E. No. OK24261K00A, 1959118990 10PA15C w/ 1gr (5/8")152mm dia clutch (MD 27mm) (24V) Model: Nippon. 447200-0246 Clutch No. CA-182-24V</p>	 <p>TEREX Part No. CO-5003CA O.E. No. 2724154 S6 w/ 1gr 5" dia clutch w/ Superheat Switch (12V) Model: GM A6 Replacement</p>
 <p>TEREX Part No. CO-5007CA O.E. No. 1131478 S6 w/ 1gr 5.75" dia clutch w/ Superheat Switch (12V) Model: GM A6 Replacement</p>	 <p>TEREX Part No. CO-5010CA O.E. No. 1131274 S6 w/ 1gr 6.67" dia clutch w/ Superheat Switch (24V) Model: GM A6 Replacement</p>
 <p>VERSATILE Part No. CO-2045CA O.E. No. 6664 SD5H14HD w/ 2gr 132mm dia clutch w/ vert oring (FL) Model: Sanden 6664 Clutch No. CA-200</p>	 <p>VERSATILE Part No. CO-2046CA O.E. No. 6665 SD5H14HD w/ 2gr 132mm dia clutch w/ vert oring (FL) (24V) Model: Sanden 6665 Clutch No. N/A</p>
 <p>VERSATILE Part No. CO-2057CA O.E. No. 9103 SD510 w/ 2gr 132mm dia clutch w/ vert flare (B) Model: Sanden 9103 Clutch No. CA-200</p>	 <p>VERSATILE Part No. CO-2062CA O.E. No. 9285 SD508 w/ 2gr 132mm dia clutch w/ vert oring (FG) Model: Sanden 9285 Clutch No. CA-200</p>
 <p>VOLVO / WHITE Part No. CO-2022CA O.E. No. N/A SD7H15HD w/ 2gr 132mm dia clutch w/ vert oring (JD) Model: Sanden 8018, 4664 Clutch No. CA-228</p>	 <p>VOLVO / WHITE Part No. CO-2045CA O.E. No. 11104512 SD5H14HD w/ 2gr 132mm dia clutch w/ vert oring (FL) Model: Sanden 6664 Clutch No. CA-200</p>

 <p>VOLVO / WHITE Part No. CO-2094CA O.E. No. 11104251 SD7H15 w/ 8gr 132mm dia clutch w/ horiz pad (WV) (24V) Model: Sanden 8044 Clutch No. CA-245-24V</p>	 <p>VOLVO / WHITE Part No. CO-2097CA O.E. No. 11007314-5 SD5H15 w/ 2gr 132mm dia clutch w/ vert oring (FZ) (24V) Model: Sanden 8061, 8069 Clutch No. CA-227-24V</p>
<p>PHOTO NOT YET AVAILABLE</p> <p>VOLVO / WHITE Part No. CO-2123CA O.E. No. 1593151, 4786133 SD508 w/ 1gr 132mm dia clutch w/ vert oring (FV) Model: Sanden 9007 Clutch No. N/A</p>	<p>PHOTO NOT YET AVAILABLE</p> <p>VOLVO / WHITE Part No. CO-2126CA O.E. No. 8082268 SD7H15 w/ 8gr 130mm dia clutch w/ horiz pad (WV) Model: Sanden 4490 Clutch No. TBA</p>
<p>PHOTO NOT YET AVAILABLE</p> <p>VOLVO / WHITE Part No. CO-2127CA O.E. No. 11007314 SD7H15 w/ 2gr 132mm dia clutch w/ vert oring (FZ) (24V) Model: Sanden 7834, 7860 Clutch No. CA-244-24V</p>	<p>PHOTO NOT YET AVAILABLE</p> <p>VOLVO / WHITE Part No. CO-2128CA O.E. No. 11104419 SD7H15 w/ 2gr 132mm dia clutch w/ horiz pad (WV) (24V) Model: Sanden 8045 Clutch No. CA-230-24V</p>
<p>PHOTO NOT YET AVAILABLE</p> <p>VOLVO / WHITE Part No. CO-2129CA O.E. No. 11104512 SD7H15 w/ 2gr 132mm dia clutch w/ vert oring (JE) (24V) Model: Sanden 8017 Clutch No. CA-229-24VDS</p>	<p style="text-align: center;">MORE OFF-ROAD / CONSTRUCTION COMPRESSORS COMING SOON!</p>
<p style="text-align: center;">TYPICAL FORD, CHRYSLER, AND IMPORT COMPRESSOR CLUTCH EXPLOSION</p> <div style="display: flex; justify-content: space-around;"> <div style="text-align: center;">  <p>TYPICAL SPLINE SHAFT APPLICATION</p> </div> <div style="text-align: center;">  <p>TYPICAL KEYED SHAFT APPLICATION</p> </div> </div>	